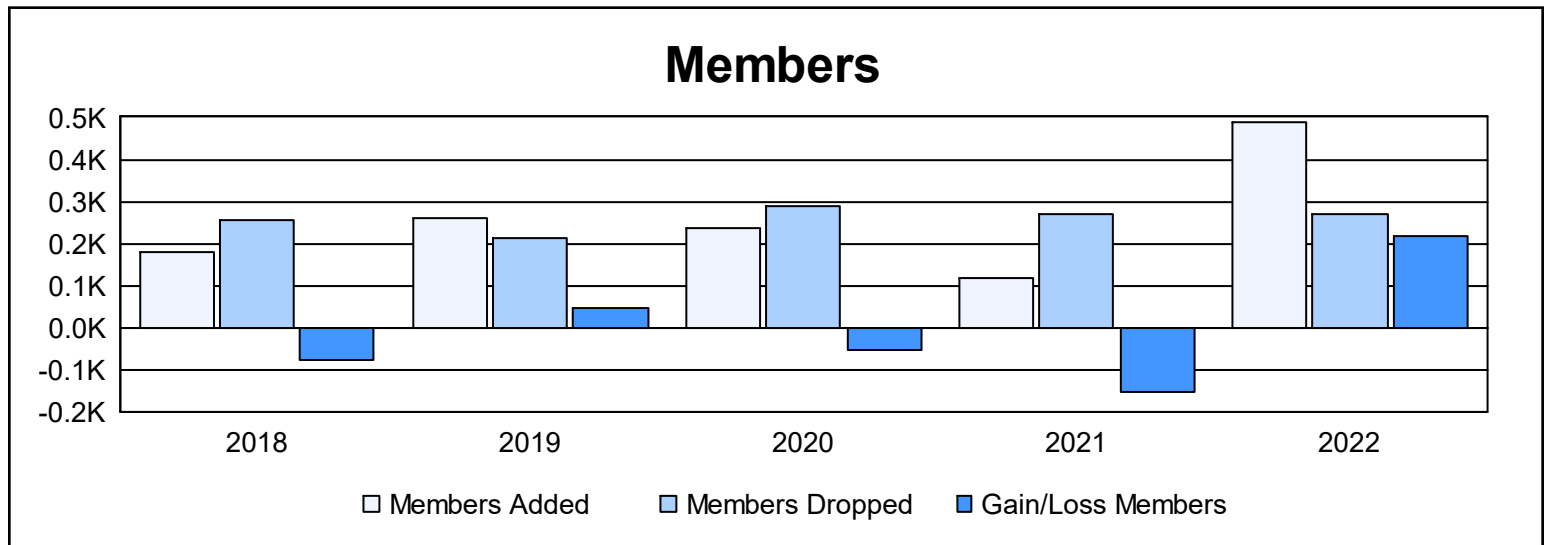
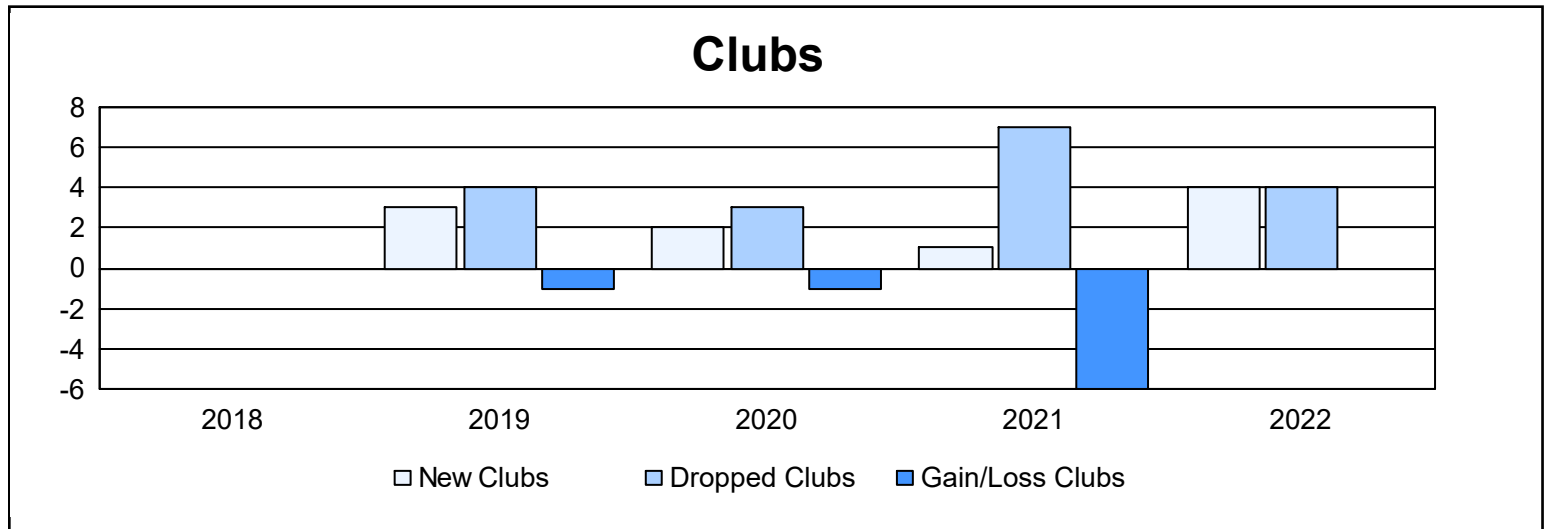
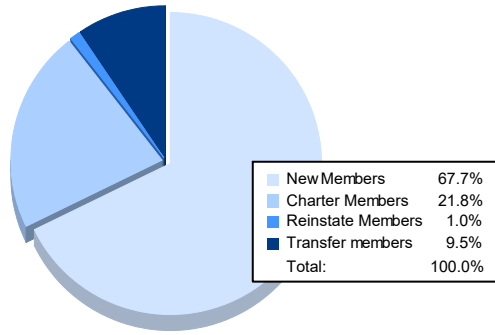


Year	New Clubs	Dropped Clubs	Gain/ Loss Clubs	New Members	Charter Members	Reinstate Members	Transfer Members	Total Member Added	Total Members Dropped	Gain/ Loss Members
2017-2018	0	0	0	134	12	13	20	179	255	-76
2018-2019	3	4	-1	167	71	5	15	258	211	47
2019-2020	2	3	-1	157	61	12	5	235	287	-52
2020-2021	1	7	-6	67	37	6	6	116	268	-152
2021-2022	4	4	0	329	106	5	46	486	268	218
<b>Average</b>	<b>2</b>	<b>4</b>	<b>-2</b>	<b>171</b>	<b>57</b>	<b>8</b>	<b>18</b>	<b>255</b>	<b>258</b>	<b>-3</b>



### Membership Composition June 2022 Cumulative



### Gender Composition June 2022 Cumulative

